

# Michelson and Morley Experiment Does not Validate Length Contraction

Ziaedin Shafiei  
ziaedin@hotmail.com

17 September 2017

## Abstract

The theory of length contraction was initially proposed to uphold the existence of aether after the surprise null result from Michelson and Morley (M&M) experiment. The theory claimed that any physical object shrinks in the direction of its movement through aether. The theory is accepted by special relativity. It is, however, redefined as the shortening of any physical object in the direction of its movement relative to an observer.

This article shows that M&M experiment, in fact, does not support length contraction as the theory was not based on all-inclusive analysis of the experiment.

## 1 - Introduction

M&M Experiment carried out in 1887 to verify the existence of aether and to measure the velocity of the earth through it, following its predicted effect on the speed of light. The unexpected null result was interpreted with various theories including length contraction of any physical object in the direction of its movement through aether which was assumed to be a universal stationary medium. Later, special relativity (SR) rightly dismissed the idea of aether. Yet, it accepted the idea of length contraction along with time dilation. SR also assumed that the speed of light in a vacuum is measured the same by all observers who are moving relative to the source of light with any constant speed at any direction.

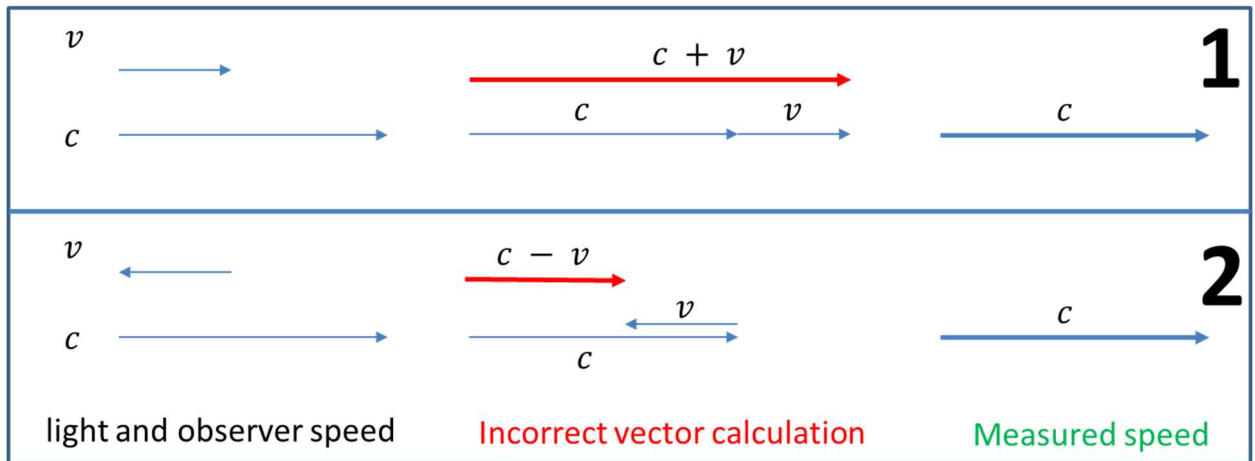
One should, however, note a very important point that one-way measurement of speed of light in vacuum,  $c$ , has not yet been possible. All measurements of  $c$ , so far, are two-way measurements, including M&M experiment<sup>1</sup>.

## 2 - Vector Presentation

Equipped with SR, modern physics accepts that any non-accelerating movement of the source of light does not affect the magnitude of the speed of light measurement. Mathematically, it means that vector operation does not apply to the speed of light. Figure 1 depicts two cases in which the movement of the source is in line or opposite to the direction of the ray of light. The emphasis is that the quantity and direction of the speed of the source parallel to the direction of light has no effect on the measurement of  $c$ .

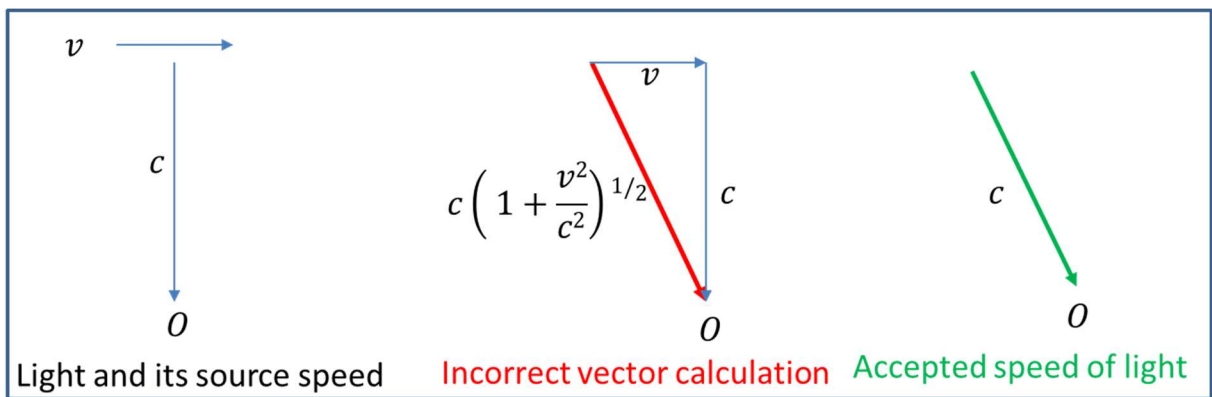
---

<sup>1</sup> see *An Inquiry into the Speed of Light (Version 2)* for a brief analysis of two-way measurement <sup>[5]</sup>



**Figure 1 – Vector Presentation of the Speed of Light Measurement**

But what about the effect of the source movement on the direction of light for non-parallel cases? Mathematically, the movement of the light source also should have no effect. However, based on SR, for an outside observer the direction of light is affected by the speed of the source. The accepted effect is depicted in Figure 2.



**Figure 2 – The Accepted Effect of the Movement of the Source on the Direction of Light**

This is different from classical mechanics. For comparison, suppose a ball is thrown vertically up and travels with constant speed to the ceiling of a space wagon and is bounced back with the same speed.

If the effect of the constant speed of the wagon on the speed of the ball is studied by an outside observer, it is concluded that both magnitude and direction of the speed of the ball are affected. In this case vector operation is honoured for both magnitude and direction.

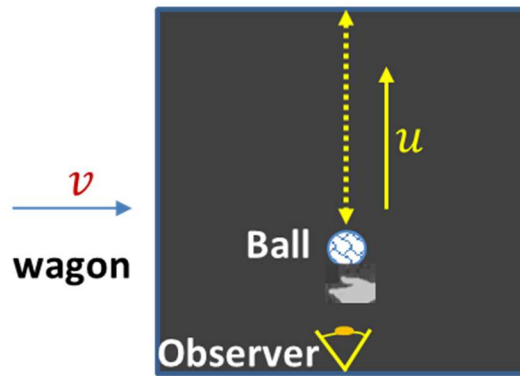


Figure 3 – The Movement of a Ball within a Non-Accelerating Wagon

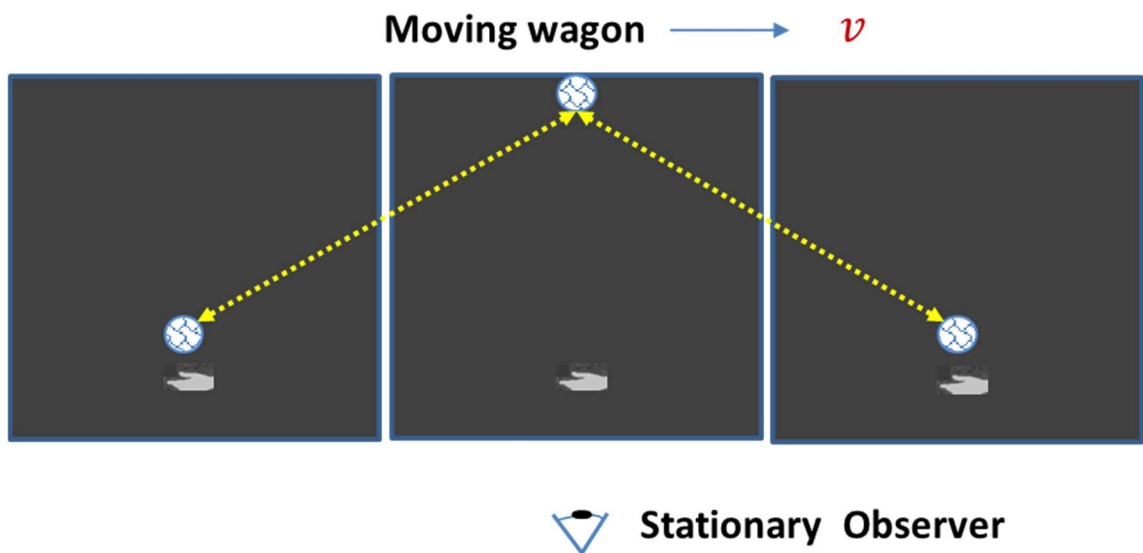


Figure 4 – The Movement of the Ball According to an External Observer

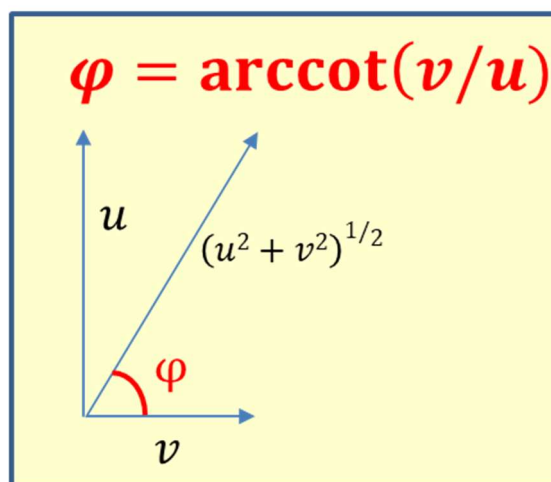
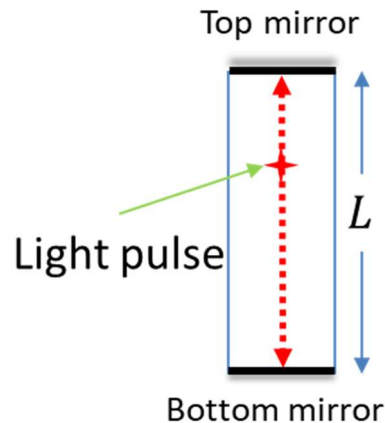


Figure 5 – Vector Presentation of the Speed of the Ball According to an External Observer

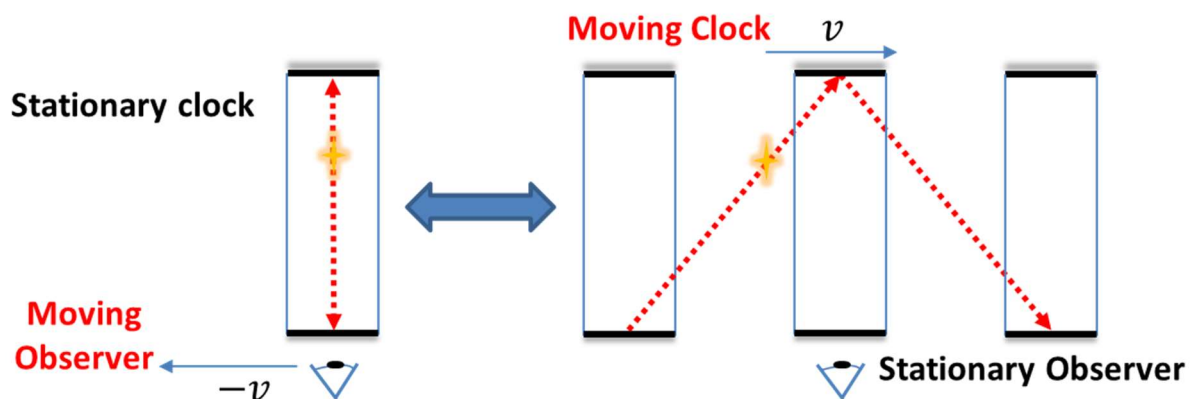
### 3 - The Reason for the Directional Effect on Light

One major reason and at the same time a vital application for this effect is Einstein's light clock which is in fact a theoretical instrument<sup>2</sup>. The unit of time in a stationary clock is  $T_0$  which is the time interval for a round trip of the pulse of light from the bottom mirror<sup>3</sup>.



**Figure 6 – A Light Clock**

In SR, the movement of a light pulse within a moving light clock when observed by a stationary observer is accepted to be the same as the movement of the light pulse within a stationary light clock when observed by a moving observer. Accepted travel path of light for stationary and moving clocks are depicted in Figure 7<sup>[1], [2]</sup>. Key conclusions of SR are based on the analysis of the accepted working assumption of the clock in various thought experiments.



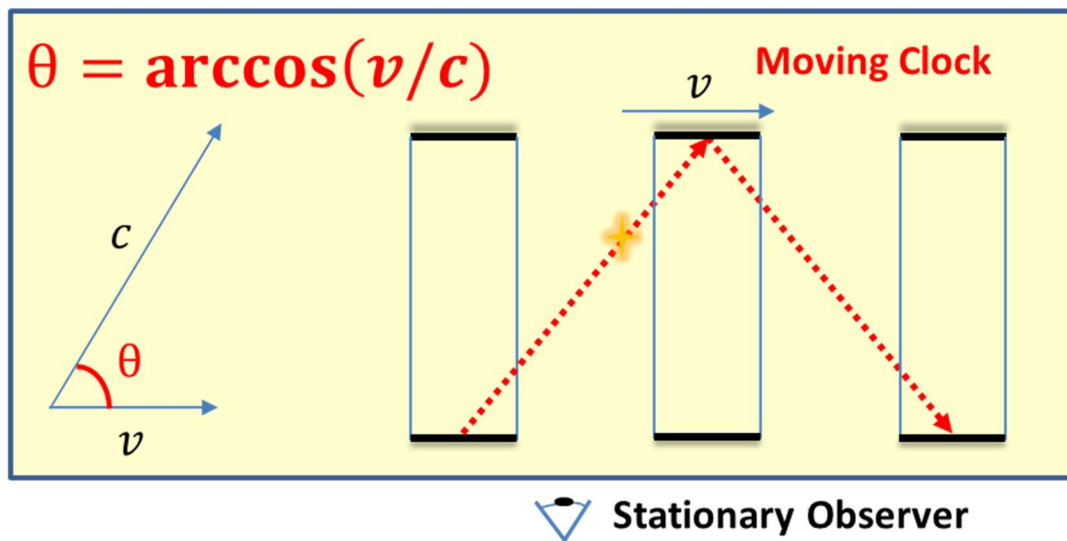
**Figure 7 – Accepted Travel Path of Light Beam in Stationary and Moving Clock**

<sup>2</sup> See An Inquiry into the Speed of Light (Version 2), for stellar aberration effect <sup>[5]</sup>

<sup>3</sup> see Tuning Einstein's light clock for more details <sup>[4]</sup>

In absence of an experiment this admission is the reason for the directional acceptance. There is, however, one more problem.

As the magnitude of  $c$  is not affected by the speed of the moving clock,  $v$ , the angle between light and the speed of the clock,  $\theta$ , cannot be calculated the same as the angle between the speed of the wagon and the ball movements,  $\phi$ , when they are observed externally. The angle is calculated by  $\arccos(v/c)$  and not  $\arccot(v/c)$ , omitting time and constants for simplicity. Again, the same law of classical mechanics does not apply for light if nothing else is changed.



**Figure 8 – Different Rule for Calculating Light Direction**

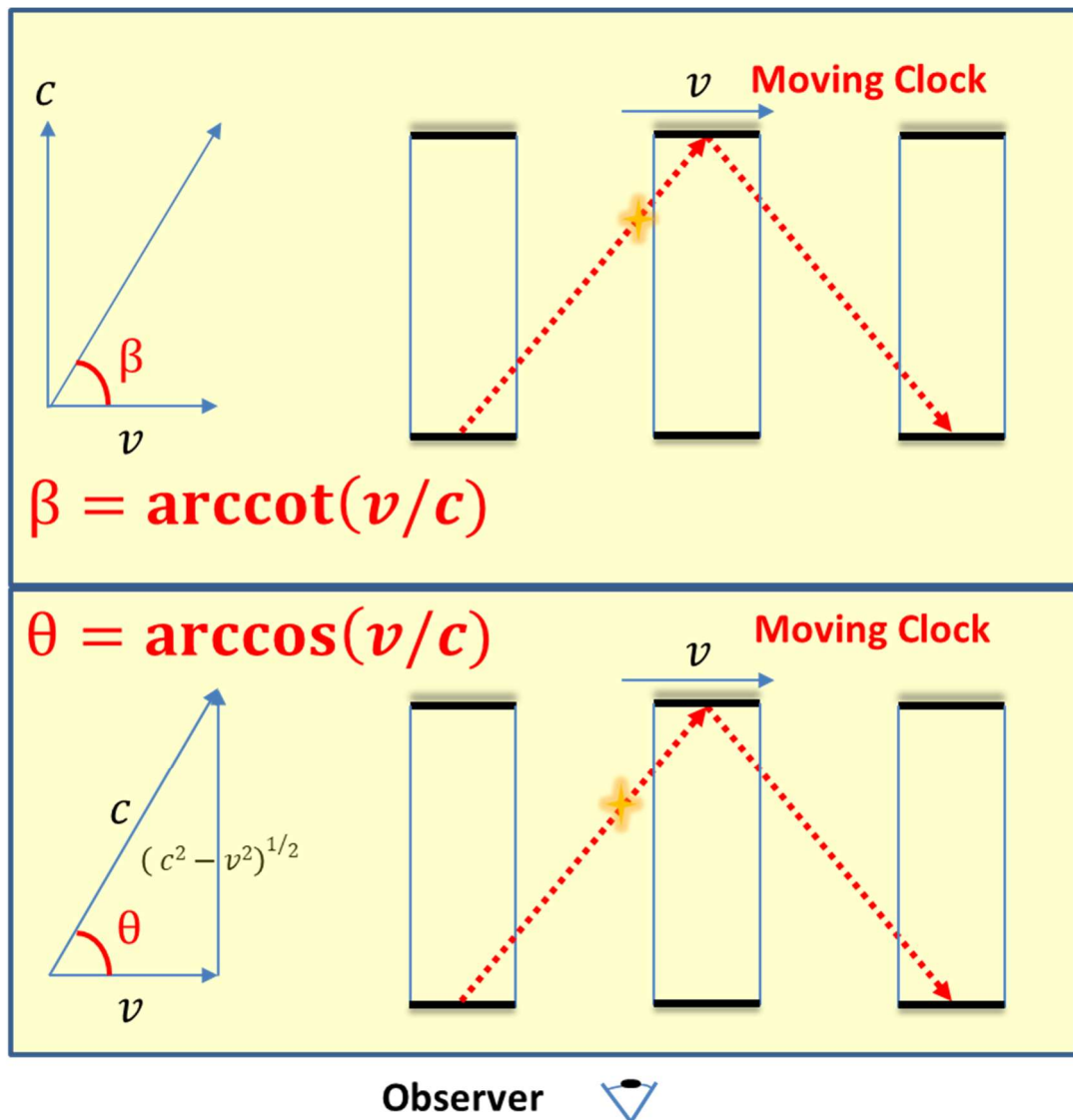
If the magnitude of  $c$  was affected by the speed of the moving clock, the angle  $\beta$  in Figure 9 was greater than  $\theta$  for any  $v > 0$ . One way to correct this problem, make  $\theta$  to be equal to  $\beta$  and consequently the movement of light to tie with classical mechanics, is to adjust the adjacent leg by a factor  $x$ .

$$\frac{v}{c} = \frac{vx}{(c^2 - v^2)^{1/2}}$$

$$x = (1 - v^2/c^2)^{1/2}$$

$$x = 1/\gamma$$

Meaning that the adjacent leg needs to be shortened by a factor of  $1/\gamma$ , where  $\gamma$  is Lorentz factor. This solution is the reason for acceptance of length contraction in SR.

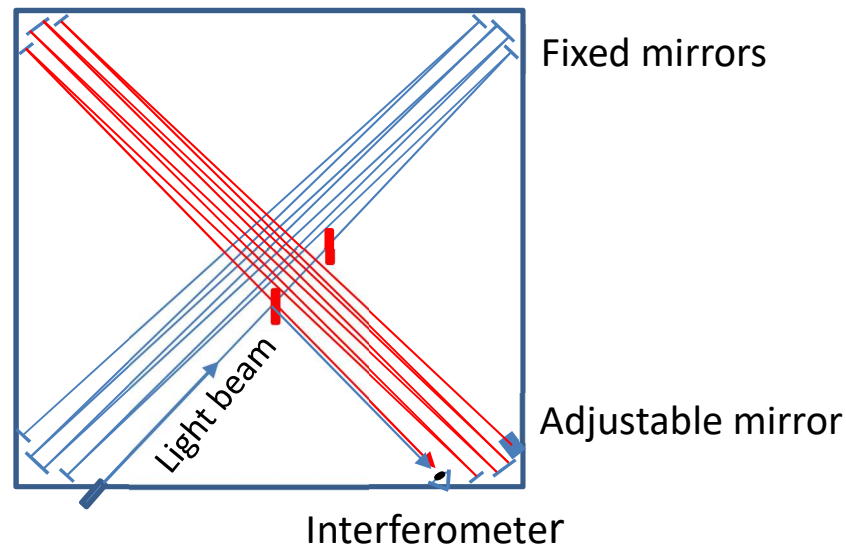


**Figure 9 – Analytical Reason for Length Contraction**

#### 4 - Michelson and Morley Experiment

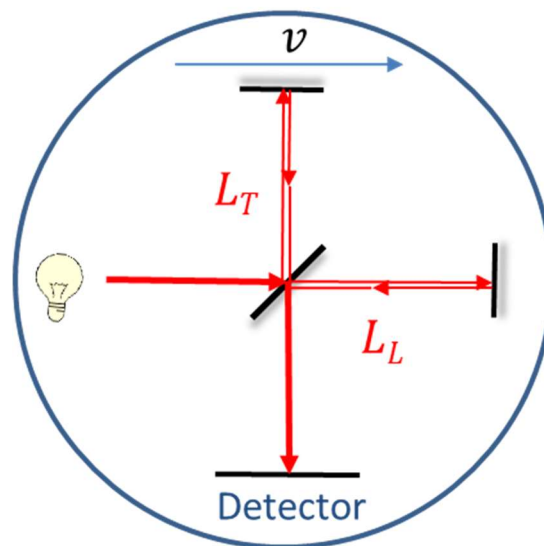
So far, the contraction of a physical object in the direction of relative movement in relation to an observer seems justified based on the working assumption of the light clock. Does M&M experiment support this theory. The concern, thus, is not with the existence of aether but solely validation of length contraction using M&M experiment.

M&M split a beam of light by a half-silvered mirror and sent them multiple times to two perpendicular directions using several mirrors and then reflected them back towards an interferometer to verify any effect while rotating the whole platform <sup>[1], [3]</sup>.



**Figure 10 – M&M Experiment Schematic**

The simplified version of experiment for analytical study is shown in Figure 11. The experiment can be considered as putting two light clocks perpendicular to each other on the platform. In the Figure, one clock is shown to be in the direction of the movement of the frame and the second one is perpendicular to it.

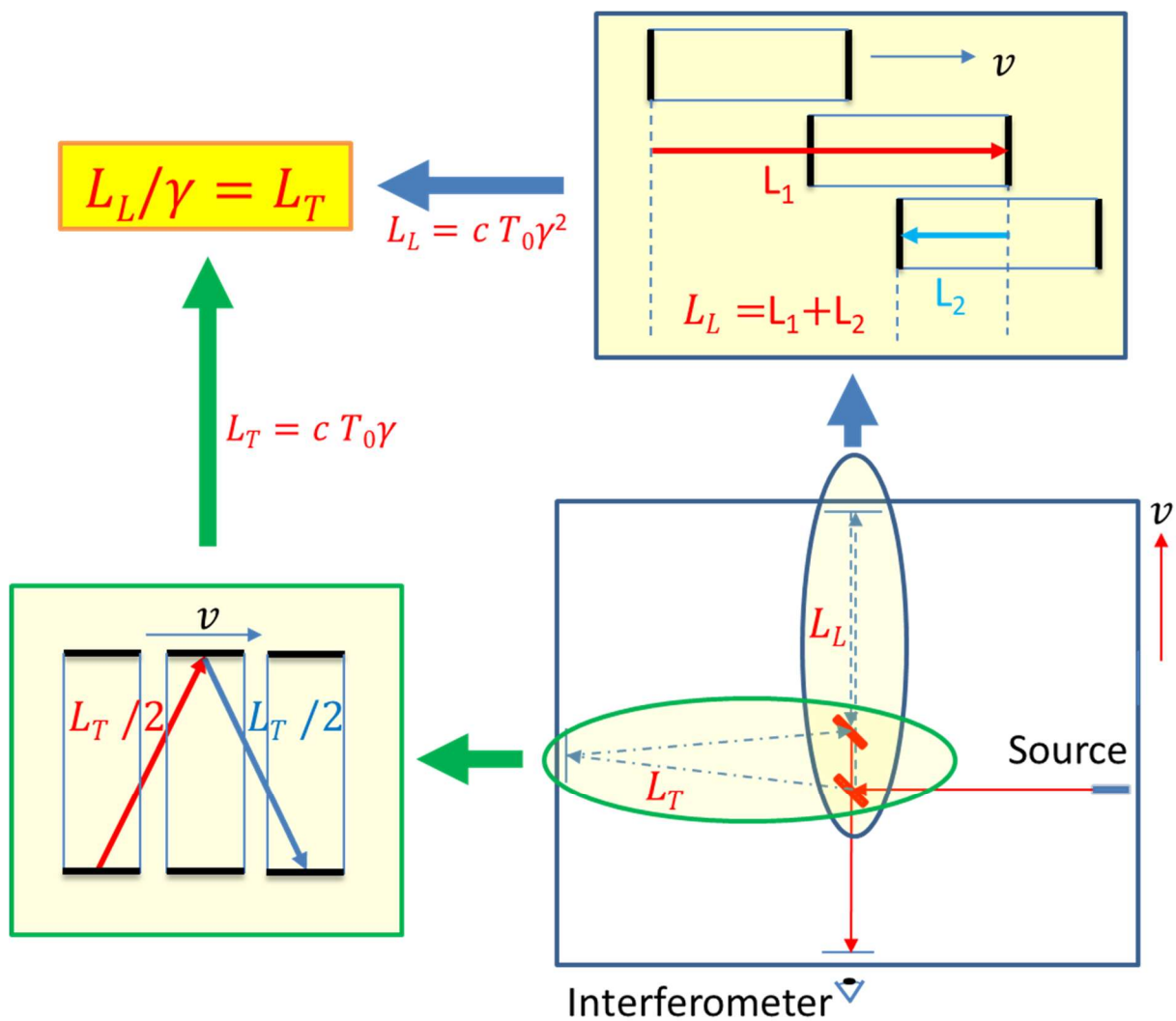


**Figure 11 – Simplified M&M Experiment Concept**

If the overall speed of the two light beams or the distances they travel changes slightly its effect could be detected in the interferometer. M&M did not observe the expected change

with rotation of the whole frame and disregarded a small averaged change, attributing it to experimental errors.

It means that the initial longitudinal,  $L_L$ , and transverse,  $L_T$ , round trips of light do not change from the initial setting or change with exactly the same amount. The result of light travel calculation for each arm, while the whole frame is moving with the constant speed of  $v$  is shown in Figure 12. One conclusion from the null result, as acknowledged by SR and is mathematically acceptable is that the frame is contracted by a factor of  $1/\gamma$  in the direction of frame movement or  $v$ . This is also highlighted in Figure 12.

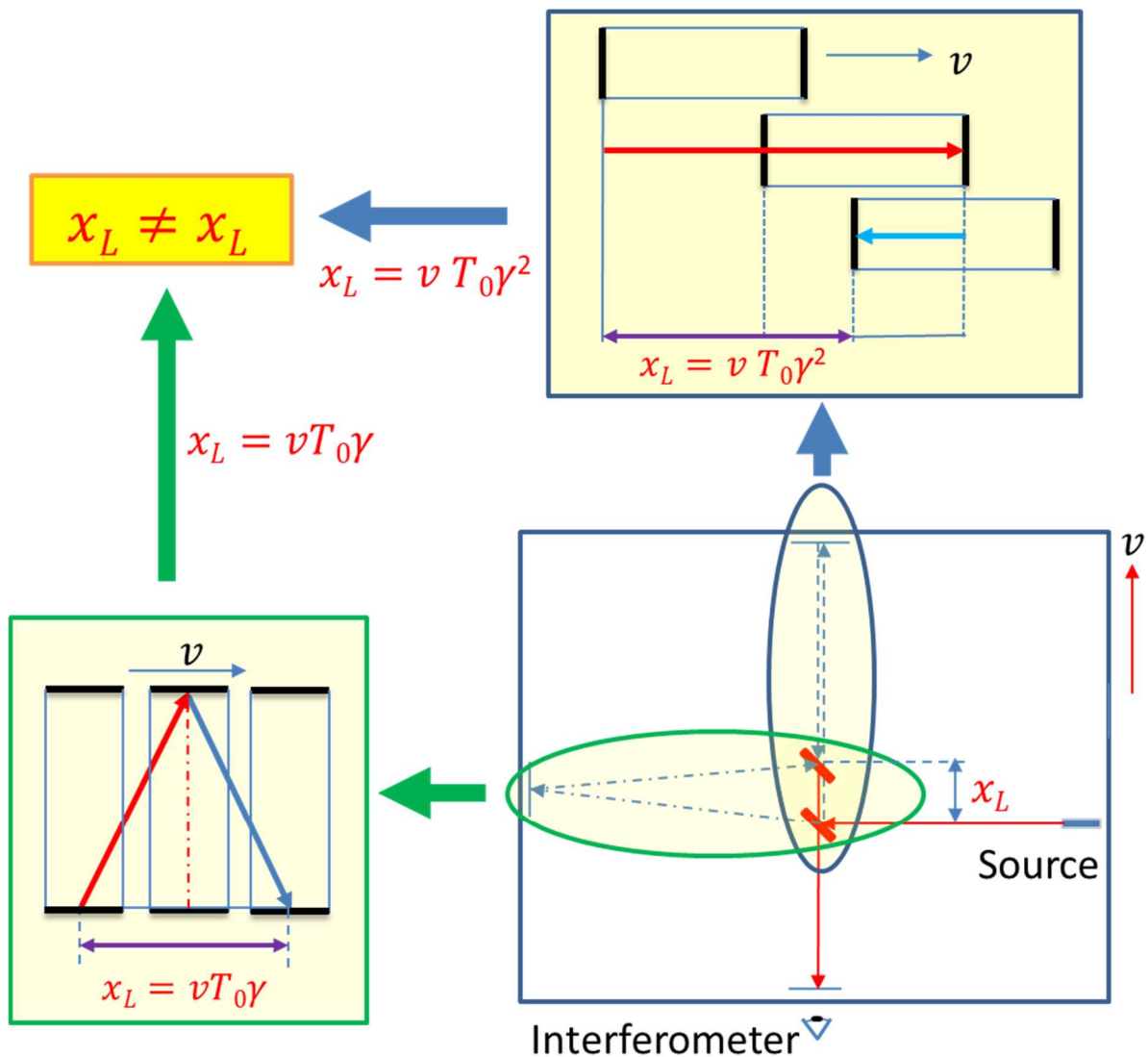


**Figure 12 – Distances the Light Beams travel at perpendicular and parallel direction**

## 5 –Just a Simple Oversight

So far so good. But, one should also note that the longitudinal travel of the half-silver mirror must be the same, calculated either way. The problem is that we are as well left with two unequal calculations for the travel of the mirror, shown in Figure 13. We cannot arbitrarily reduce the outcome of one calculation by  $1/\gamma$  as both distances are calculated for the same longitudinal travel of the mirror. Obviously, this discrepancy in the travel of half-silvered mirror calculation should be enough to refute length contraction and time dilation theory.

The inconsistency stems from the variation of the unit of time with the physical directions of the light clock relative to  $v$ <sup>4</sup>.



**Figure 13 – Two Distances for the Travel of Half-Silvered Mirror!?**

<sup>4</sup> see Tuning Einstein's light clock for more details [4]

## 6 – Conclusion

The theory of length contraction relies on a simple oversight. Michelson and Morley experiment does not validate the idea.

## 7 – References

1. A.P. French, *Special Relativity*, the MIT Introductory Physics Series, 1968.
2. D. Cassidy, G. Holton, J. Rutherford, *Understanding Physics*, Springer Verlag, 2002.
3. S. Adams, *Relativity: An Introduction to Spacetime Physics*, Taylor & Francis, 1997.
4. Z. Shafiei, Special Relativity Project: Tuning Einstein's Light Clock, ResearchGate, 2015.
5. Z. Shafiei, Special Relativity Project: An Inquiry into the Speed of Light (Version 2), ResearchGate, 2017.